


# TATRA

Inspiring Great Spaces™

**Armstrong®**  
CEILING SOLUTIONS

# TATRA



## TATRA

### BOARD

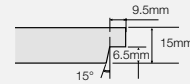
### TEGULAR



Prelude 24 - XL<sup>2</sup>/TLX



Prelude 24 - XL<sup>2</sup>/TLX



600 x 600 x 15 mm  
1200 x 600 x 15 mm

958 M  
952 M

962M



EN ISO 354 & EN ISO 11654

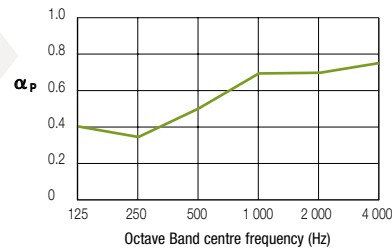
$\alpha_w$	NRC	125	250	500	1000	2000	4000	Hz
<b>0.55(H)</b>	0.55	0.40	0.35	0.50	0.70	0.70	0.75	$\alpha_p$

**Class D**



EN ISO 10848-2 & EN ISO 717-1

**Dnfw**  
**34 dB**



EN 13501-1

EEA Euroclass A2-s1, d0  
EN 13501-1

RUS KM1 (G1, V1, D1, T1)  
FZ 123



EN 12667 & ISO 8301

$\lambda = 0.060 \text{ W/m K}$



70 % RH



3.4 kg/m<sup>2</sup>



Please contact our Armstrong Technical Sales Group for further details.

[www.armstrongceilings.eu](http://www.armstrongceilings.eu)